


400G-QSFP112-2.1

Optical Transceivers



Product description

400G-QSFP112-2.1 is a 400GBASE-FR4 Multi-Vendor MSA Compatible QSFP112 (Quad Small Form-Factor Pluggable 112 Gbps per lane) Transceiver designed for operation over Double Fiber Single-Mode Fiber (SMF) optical cable. On the transmission side module converts 4x 100G 400GAUI-4 PAM4 (Pulse-Amplitude Modulation) electrical input channels (each 106.25Gbps) into 4 Single Lambda 100G PAM4 CWDM optical signals. Reversely the opposite is done on the receiving side, module converts 4 Single Lambda 100G PAM4 CWDM optical signals into 4x 100G 400GAUI-4 PAM4 electrical inputs. Module has minimum guaranteed optical budget of 4 dB, which in most cases is enough to reach 2 km distance over OS2 single-mode fiber. 400G-QSFP112-2.1 uses top quality Quad channel DML driver and DML lasers together with an optical multiplexer (CWDM lines:1271nm, 1291nm, 1311nm, 1331nm) transmitter and 400Gb/s PIN photodiode array receiver. 400G-QSFP112-2.1 400GBASE-FR4 supports DDM/DOM optical diagnostics that provide real-time diagnostic information about the present operating conditions. 400G-QSFP112-2.1 operates in Standard 0°-70°C temperature range and has Double LC interface. 400G-QSFP112-2.1 400GBASE-FR4 QSFP112 transceiver is CE/RoHS certified and is compliant with product safety standards. 400G-QSFP112-2.1 is fully compliant to QSFP112 Multi Source Agreement (MSA), 100G Lambda MSA 400G-FR4, IEEE 802.3bs 400 Gbps specification. We will be glad to know your requirements!

Product Specification:

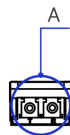
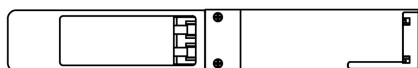
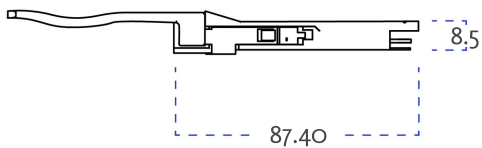
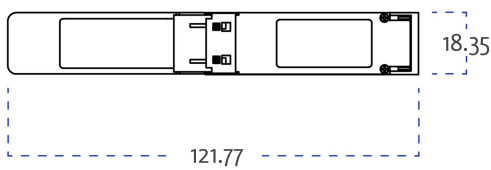
Media Type:	Single-Mode Fiber (SMF)
Connectors:	Double LC
TX Wavelength:	1271nm,1291nm,1311nm,1331nm
RX Wavelength:	1271nm,1291nm,1311nm,1331nm
Minimum Optical Budget:	4 dB
Maximum Distance:	2 km
Supported Data Rate:	425 Gbps

Product Specification:

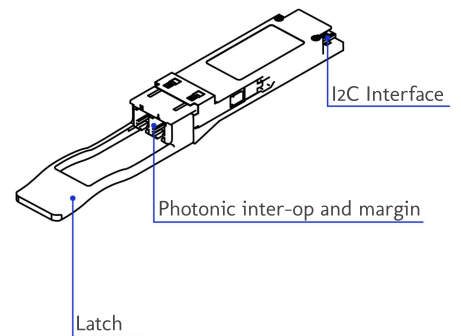
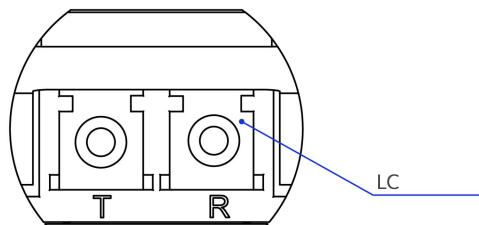
Supported Applications:	400G Ethernet
DDM/DOM:	Supported
Forward Error Correction (FEC):	Host FEC Supported
Transmitter Type:	DML
Tx Wavelength Bandwidth:	4 CWDM Lanes (73 nm 1264.50 – 1337.50nm) (LO Tx center 1271nm, L1 Tx center 1291nm, L2 Tx center 1311nm, L3 Tx center 1331nm)
Average Launch Power (Min) Each Lane:	-3.2 dBm
Average Launch Power (Max) Each Lane:	4.4 dBm
Extinction Ratio (Min):	3.5 dBm
Receiver Type:	PIN
Rx Wavelength Bandwidth:	4 CWDM Lanes (73 nm 1264.50 – 1337.50nm) (LO Tx center 1271nm, L1 Tx center 1291nm, L2 Tx center 1311nm, L3 Tx center 1331nm)
Avg Receiver Sensitivity(Min)Each Lane:	-7.2 dBm
Avg Receiver Sensitivity(Max)Each Lane:	4.4 dBm
Receiver Overload:	5.4 dBm
Temperature Range:	Standard 0°-70°C
Storage Temperature:	-40° to 85°C
Relative Humidity:	0 to 85%
Power Consumption:	≤ 10W
Power:	3.3V
Compliance:	QSFP112 MSA V2.0, CMIS 5.0, 100G Lambda MSA, 400GBASE-FR4, IEC60825-1 Laser Safety Compliant, IEEE 802.3bs, RoHS-6, CE

Mechanical Dimensions

*The dimensions are given in millimetres [mm]



A (5:1)



Warranty

EDGE Optic's provides a limited warranty for **sixty (60) months** from Purchaser's receipt of the Equipment represented in this data sheet against defective design or workmanship.



EDGE Technologies Ltd.
Plienciema Street 33, Marupe,
Latvia, LV-2167

+371 22084457
www.edgeoptic.com
sales@edgeoptic.com

