

CWDM-25G-SFP28-15PI-XX

Optical Transceivers


 $\lambda = 1470 - 1610 \text{ nm}$


Fiber Type: OS2 Fiber



Double LC



OB 19 dB



Max 15 km



FEC


 $PC \leq 1.2W$

Product description

CWDM-25G-SFP28-15PI-XX is a Ch. 47 – Ch. 61 (1470nm – 1610nm) CWDM 25GBASE-LR Multi-Vendor MSA Compatible SFP28 (Small Form-Factor Pluggable 28) Transceiver, operating over Double Fiber Single-Mode Fiber (SMF) optical cable. It has minimum guaranteed optical budget of 19 dB with FEC and 14dB without it. However, distance is just indicative parameter for comfort of identification that is calculated by taking into account minimal optical budget and average attenuation of optical cabling in industry. CWDM-25G-SFP28-15PI-XX uses top quality EML transmitter and 25Gb/s APD photodiode receiver. CWDM-25G-SFP28-15PI-XX Ch. 47 – Ch. 61 (1470nm – 1610nm) CWDM 25GBASE-LR supports DDM/DOM optical diagnostics, operates in Industrial -40°C – +85°C temperature range and has Double LC interface. CWDM-25G-SFP28-15PI-XX support 8.5-28.1 Gbps data rate and is designed for 25G Ethernet (25.78 Gbps) and 10G Ethernet (10.31 Gbps) applications. CWDM-25G-SFP28-15PI-XX Ch. 47 – Ch. 61 (1470nm – 1610nm) nm CWDM 25GBASE-LR SFP28 transceiver is CE/RoHS certified and is compliant with product safety standards. CWDM-25G-SFP28-15PI-XX is fully compliant to SFF-8431 and SFF-8472 Multi Source Agreement (MSA), IEEE 802.3by 25 Gb/s specification.

Product Specification:

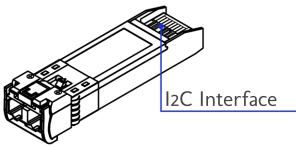
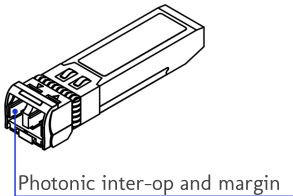
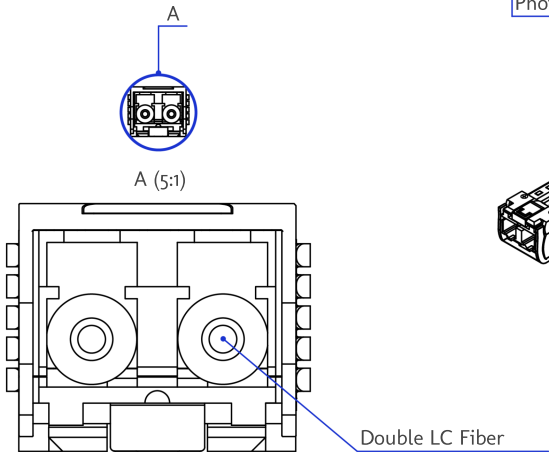
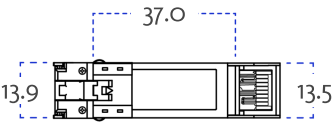
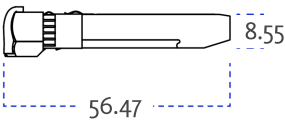
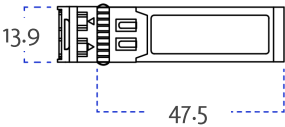
Media Type:	Single-Mode Fiber (SMF)
Connectors:	Double LC
TX Wavelength:	1470-1610 nm
RX Wavelength:	1270-1610 nm
Minimum Optical Budget:	19 dB with FEC 14 dB w/o FEC
Maximum Distance:	15 km
Supported Data Rate:	8.5 - 28.1 Gbps
Supported Applications:	25G Ethernet, 10G Ethernet

Product Specification:

DDM/DOM:	Supported
Forward Error Correction (FEC):	Host FEC Supported
Transmitter Type:	EML Laser
Tx Wavelength Bandwidth:	20 nm
Average Launch Power (Min) Each Lane:	0 dBm
Average Launch Power (Max) Each Lane:	7 dBm
Extinction Ratio (Min):	3.5 dB
Receiver Type:	APD photodiode
Rx Wavelength Bandwidth:	CWDM 1270-1610nm
Avg Receiver Sensitivity(Min)Each Lane:	-19 dBm
Avg Receiver Sensitivity(Max)Each Lane:	-7 dBm
Receiver Overload:	-7 dBm
Temperature Range:	Industrial -40°C – +85°C
Storage Temperature:	-40° to 85°C
Relative Humidity:	5 to 85%
Power Consumption:	≤1.2W
Power:	3.3V
Compliance:	Class I laser safety, 25GBASE-LR, SFF-8472, SFP28 MSA, IEEE 802.3cc, SFF-8431, SFF-8432, CE, RoHS

Mechanical Dimensions

*The dimensions are given in millimetres [mm]



Warranty

EDGE Optic's provides a limited warranty for **sixty (60) months** from Purchaser's receipt of the Equipment represented in this data sheet against defective design or workmanship.



EDGE Technologies Ltd.
Plienciema Street 33, Marupe,
Latvia, LV-2167

+371 22084457
www.edgeoptic.com
sales@edgeoptic.com

