

CWDM-25GFH-SFP28-15I-XX

Optical Transceivers


 $\lambda = 1470 - 1610 \text{ nm}$


Fiber Type: OS2 Fiber



Double LC



OB 14 dB



Max 15 km



FEC


 $PC \leq 1.2W$

Product description

CWDM-25GFH-SFP28-15I-XX is a Ch. 47–Ch. 61 (1470nm–1610nm) CWDM 25GBASE-LR Industrial Multi-Vendor MSA Compatible SFP28 (Small Form-Factor Pluggable 28) Transceiver, operating over Double Fiber Single-Mode Fiber (SMF) optical cable. It has minimum guaranteed optical budget of 14 dB with FEC and 11.3dB without it, which in most cases is enough to reach 15 km over OS2 fiber. However, distance is just indicative parameter for comfort of identification that is calculated by taking into account minimal optical budget and average attenuation of optical cabling in industry. This optical transceiver uses top quality EML transmitter and 25Gb/s PIN photodiode receiver. CWDM-25GFH-SFP28-15I-XX Ch. 47–Ch. 61 (1470nm–1610nm) CWDM 25GBASE-LR Industrial supports DDM/DOM optical diagnostics, operates in Industrial $-45^{\circ}\text{C} - +85^{\circ}\text{C}$ temperature range and has Double LC interface. CWDM-25GFH-SFP28-15I-XX Ch. 47–Ch. 61 (1470nm –1610nm) CWDM 25GBASE-LR Industrial SFP28 support 8.5–28.1 Gbps data rate and is designed for 25G Ethernet (25.78 Gbps) and 10G Ethernet (10.31 Gbps) applications. CWDM-25GFH-SFP28-15I-XX SFP28 Double Fiber optical transceiver is multi-purpose module used in a number of different places of today's networking. CWDM-25GFH-SFP28-15I-XX Ch. 47–Ch. 61 (1470nm–1610nm) CWDM 25GBASE-LR Industrial SFP28 transceiver is CE/RoHS certified and is compliant with product safety standards. It is fully compliant to SFF-8431 and SFF-8472 Multi Source Agreement (MSA), IEEE 802.3by 25 Gb/s specification.

Product Specification:

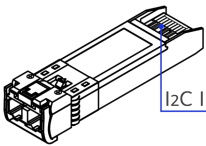
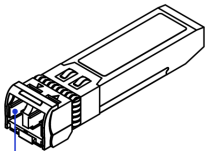
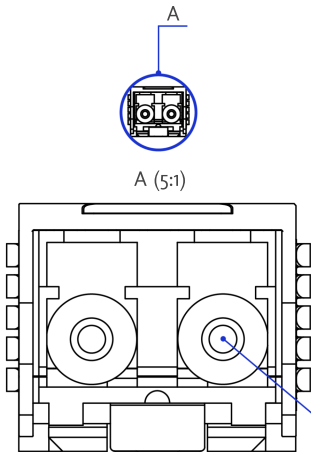
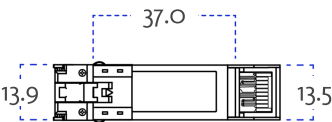
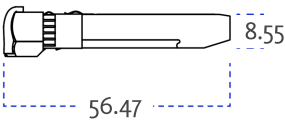
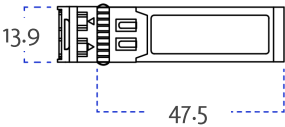
Media Type:	Single-Mode Fiber (SMF)
Connectors:	Double LC
TX Wavelength:	1470-1610 nm
RX Wavelength:	1270-1610 nm
Minimum Optical Budget:	11.3dB (w/o FEC) 14dB (with FEC)
Maximum Distance:	15 km
Supported Data Rate:	8.5 - 28.1 Gbps

Product Specification:

Supported Applications:	25G Ethernet, 10G Ethernet
DDM/DOM:	Supported
Forward Error Correction (FEC):	Host FEC Supported
Transmitter Type:	EML Laser
Tx Wavelength Bandwidth:	20 nm
Average Launch Power (Min) Each Lane:	0 dBm
Average Launch Power (Max) Each Lane:	5 dBm
Extinction Ratio (Min):	3.5 dB
Receiver Type:	PIN photodiode
Rx Wavelength Bandwidth:	CWDM 1270-1610nm
Avg Receiver Sensitivity(Min)Each Lane:	-14 dBm
Avg Receiver Sensitivity(Max)Each Lane:	2 dBm
Receiver Overload:	2 dBm
Temperature Range:	Industrial -40°C – +85°C
Storage Temperature:	-40° to 85°C
Relative Humidity:	5 to 85%
Power Consumption:	≤1.2W
Power:	3.3V
Compliance:	Class I laser safety, 25GBASE-LR, SFF-8472, SFP28 MSA, IEEE 802.3cc, SFF-8431, SFF-8432, CE, RoHS

Mechanical Dimensions

*The dimensions are given in millimetres [mm]



Double LC Fiber

Warranty

EDGE Optic's provides a limited warranty for **sixty (60) months** from Purchaser's receipt of the Equipment represented in this data sheet against defective design or workmanship.



EDGE Technologies Ltd.
Plienciema Street 33, Marupe,
Latvia, LV-2167

+371 22084457
www.edgeoptic.com
sales@edgeoptic.com

