

SDMD-20B

DWDM MUX/DEMUX Unit




20 Data Streams



Monitoring Port



MTBF: 100+ Years



Fully Passive



1U 19" Rack



Insertion Loss: 3.7 dB

Product description

20 Channels Single Fiber Expandable DWDM Mux/Demux A-Side – SDMD-20B is a member of EDGE Optics xWDM Series product line. We designed EDGE Optics xWDM Series products to allow easy, gradual, logical, and cost-efficient expansion of network bandwidth using industry-leading passive WDM technology. The main advantage of xWDM is its passive nature – no power supply or cooling necessary, robustness – no special micro-climate requirements, and as a passive element, it has MTBF 100+ Years. xWDM is fully data rate or line protocol neutral – it is possible to use with colored transceivers supporting such applications as 1G/10G Ethernet, SDH/SONET, and 8/4/2/1G Fiber Channel. It's simple to install and requires no configuration or maintenance.

SDMD-20B is a Single Fiber DWDM multiplexer, based on DWDM AAWG (Gaussian) technology, designed to organize 20 protocol-independent parallel ITU-T G.694.1 compatible Dense Wavelength Division Multiplex (DWDM) Data Streams over Single SMF. With our focus on providing maximally low insertion loss, SDMD-20B is equipped with band-pass or skip filters extending the maximum distance of DWDM connections. SDMD-20B is fitted with a 1% Monitoring port, which allows easy in-service analytics and troubleshooting. The unit has LC/UPC connectors. SDMD-20B is manufactured as a standard 1U 19" Rack package and is used together with the counterpart SDMD-20A module at the other end of the line.

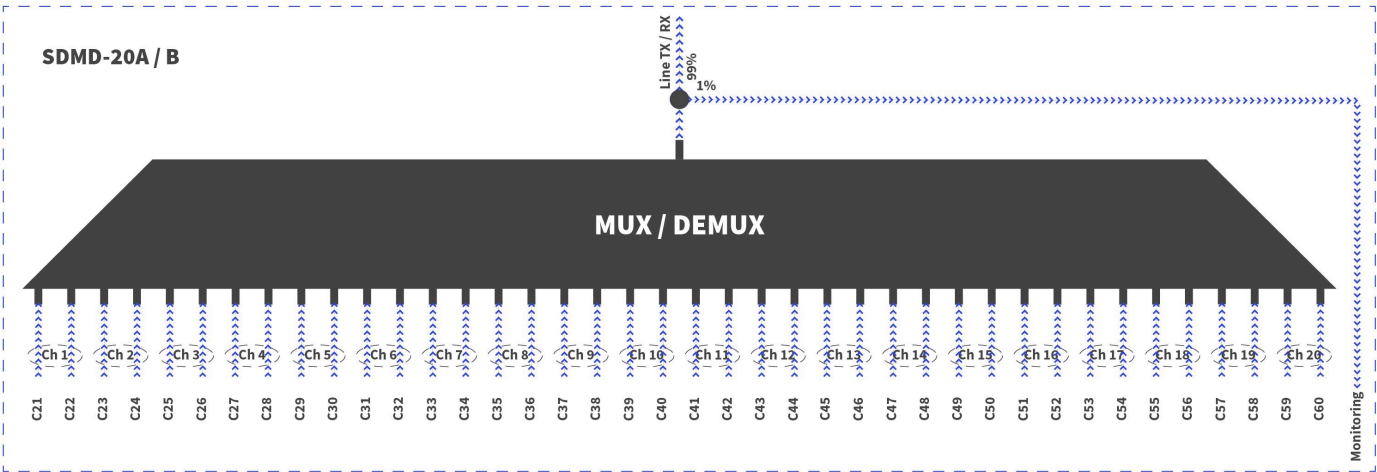
Product Specification:

Product Type:	DWDM MUX/DEMUX Unit
Number of Data Streams:	20
Number of Optical Channels:	40 DWDM Channels According ITU-T ITU G.694.1
Operating Wavelengths:	ITU-T C-band 100 GHz Channels 21 (1560.61nm) – 60 (1529.55 nm)
Filter Technology:	DWDM AAWG (Gaussian)
Passband:	> 0.22 nm
Channel Spacing:	100 GHz (0.8 nm)

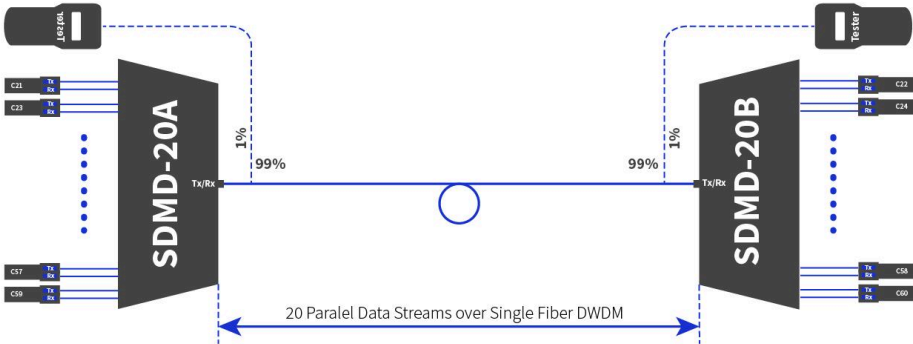
Product Specification:

Insertation Loss (Passband):	3.7 dB
Insertion Loss (1% Monitor Port):	23 dB
Isolation Adjacent Channels:	> 27 dB
Isolation Non-Adjacent Channels:	> 35 dB
Channel Pass-band Ripple:	≤ 1.2 dB
Polarization Dependent Loss (PDL):	< 0.5 dB
Polarization Mode Dispersion (PMD):	< 0.5 PS
Return Loss:	> 45 dB
Maximum Power Handling:	500 mW
Operating Temperature:	0 ~ +70 °C
Storage Temperature:	-40 ~ +85 °C
Compliance:	CE, ISO, ITU-T G.694.2, RoHS

Functional Diagram



Network Diagram



Front Panel



Line: Line interface for common signal
Monitor: Interface for in-service performance testing
1310: Expandable 1310 window

C21 - C60: DWDM Channel colored transceivers interfaces

Warranty

EDGE Optic’s provides a limited warranty for **sixty (60) months** from Purchaser’s receipt of the Equipment represented in this data sheet against defective design or workmanship.



EDGE Technologies Ltd.
Plienciema Street 33, Marupe,
Latvia, LV-2167

+371 22084457
www.edgeoptic.com
sales@edgeoptic.com

